

Box stitch

Crochet stitch pattern featuring dense textured shells #0048



UK term | US term

Chain stitch – ch

Double crochet / Single crochet – dc/sc

Treble / Double crochet – tr/dc

Front Post dc / sc – FPdc/sc

Shell: work 5tr/dc + 1ch + 5tr/dc in the same ch (or space of 2ch).

Foundation Chain: Multiples of 10 + 2

Row 1: Skip 1ch, * 1dc/sc in next, skip 4ch, shell in next, skip 4ch; rep from *, 1dc/sc in last ch, turn.



Row 2: Make 1ch, 1dc/sc in first dc/sc,

* work 1FPdc/sc over each of the next 5tr/dc, 1ch, 1FPdc/sc over each of the next 5tr/dc, 1FPdc/sc over dc/sc below; rep from *,

1FPdc/sc over each of the next 5tr/dc, 1ch, 1FPdc/sc over each of the next 5tr/dc, 1dc/sc in last dc/sc, turn.



Row 3: Make 4ch, 1tr/dc in first dc/sc, * 3ch, 1dc/sc in space of 1ch, 3ch, skip 5FPdc/sc and work 1tr/dc + 2ch + 1tr/dc in next st; rep from *,

3ch, 1dc/sc in space of 1ch, 3ch, work 1tr/dc + 1ch + 1tr/dc in last dc/sc, turn.




Row 4: Make 1ch, 1dc/sc in first tr/dc, 1ch, 1dc/sc in next tr/dc, * 3ch, 1dc/sc in next dc/sc, 3ch, 1dc/sc in tr/dc, 2ch, 1dc/sc in next

tr/dc; rep from*,

3ch, 1dc/sc in dc/sc, 3ch, 1dc/sc in tr/dc, 1ch, 1dc/sc in third ch, turn.



Row 5: Make 4ch, skip one row and work 5tr/dc in space between 4ch and tr/dc of row 3,



* skip three rows and work 1dc/sc in shell of next row below (in space of 1ch between tr/dc), skip one row and work shell in space of 2 ch of next row below; rep from *,

skip three rows and work 1dc/sc in shell of next row below, skip one row and work 5tr/dc in space of 1ch of next row below, 1ch, make 1tr/dc in last dc/sc of previous row, turn.



Row 6: Make 2ch, * work 1FPdc/sc over each of the next 5tr/dc, 1FPdc/sc over dc/sc below, 1FPdc/sc over each of the next 5tr/dc, 1ch; rep from *,


work 1dc/sc in third ch, turn.



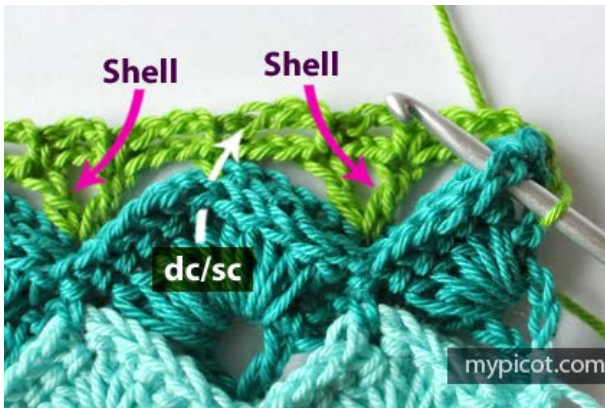
Row 7: Make 1ch, 1dc/sc in first dc/sc, * 3ch, skip 5FPdc/sc and work 1tr/dc + 2ch + 1tr/dc in next st, 3ch, 1dc/sc in space of 1ch; rep from *,

work last dc/sc in first ch at the end of the row and turn.

Row 8: Make 1ch, * 1dc/sc in dc/sc, 3ch, 1dc/sc in tr/dc, 2ch, 1dc/sc in next tr/dc, 3ch; rep from*, 1dc/sc in last dc/sc, turn.



Row 9: Make 1ch, skip three rows and work 1dc/sc in space between 4ch and 5tr/dc of next row below,



* skip one row and work shell in space of 2 ch of next row 5, skip three rows and work 1dc/sc in shell of next row below; rep from *,

skip one row and work shell in space of 2 ch of next row below, skip three rows and work 1dc/sc in space of 1ch between 5tr/dc and last tr/dc of row 5, turn.



Repeat rows 2 - 9 until you have reached your desired length.

Materials

Fingering weight yarn, and crochet hook size 2.5 - 2.75 mm / C.

You may use any yarn of your choice, and a suitable hook.



Finishing

Finish after 2nd or 6th row. →



Making straight edge

Instead row 3 work next: 4ch, 1tr/dc in first dc/sc, * 3ch, 1dc/sc in shell below, 3ch, skip 5FPdc/sc and work 1tr/dc + 2ch + 1tr/dc in next st; rep from *, 3ch, 1dc/sc in shell, 3ch, work 1tr/dc + 1ch + 1tr/dc in last dc/sc.

Instead row 7 work next: 1ch, 1dc/sc in space of 4ch, * 3ch, skip 5FPdc/sc and work 1tr/dc + 2ch + 1tr/dc in next st, 3ch, 1dc/sc in shell; rep from *, skip one row and work last dc/sc in space of 1ch (between 5tr/dc and last tr/dc) at the end of the row.



Colors & rows

1 & 2 – cyan; 3, 4, 5 & 6 – dark cyan; 7, 8, 9 & 10 – green; 11, 12, 13 & 14 – beige; 15, 16, 17 & 18 – light brown; 19, 20, 21 & 22 – orange; 23, 24, 25 & 26 – peach; 27, 28, 29 & 30 – pink; 31, 32, 33 & 34 – dark pink, 35, 36, 37 & 38 – peach.



Colors & rows

* 1 - maroon; 2, 3, 4 & 5 - white; 6, 7 & 8 - maroon *.



*Cashmere – 15%, Angora – 25%, Wool -
60% yarn*

