

Crochet Stitch Patterns
Christmas Theme #9004:




Christmas tree consists of a stem and branches.

christmas tree stem



branches



Branches

Cristmas tree steam

Work beginning with a ring of yarn. Work circularly like spiral (in work does not join rounds, working without turning chains, the last stitch work in first stitch):

- Round 1:** 6 dc/sc in ring of yarn.
- Round 2:** *1 dc/sc, 2 dc/sc in the next stitch (1dc/sc increase), repeat from* 2 times.
- Round 3 and 4:** 9 dc/sc.
- Round 5:** *2 dc/sc, 2 dc/sc in the next stitch, repeat from* 2 times.
- Round 6 and 7:** 12 dc/sc.
- Round 8:** *3 dc/sc, 2 dc/sc in the next stitch, repeat from* 2 times.
- Round 9 and 10:** 15 dc/sc.
- Round 11:** *4 dc/sc, 2 dc/sc in the next stitch, repeat from* 2 times.
- Round 12 and 13:** 18 dc/sc.
- Round 14:** *5 dc/sc, 2 dc/sc in the next stitch, repeat from* 2 times.
- Round 15 and 16:** 21 dc/sc.
- Round 17:** *6 dc/sc, 2 dc/sc in the next stitch, repeat from* 2 times.
- Round 18 and 19:** 24 dc/sc.
- Round 20:** *7 dc/sc, 2 dc/sc in the next stitch, repeat from* 2 times.
- Round 21 and 22:** 27 dc/sc.
- Round 23:** *8 dc/sc, 2 dc/sc in the next stitch, repeat from* 2 times.
- Round 24 and 25:** 30 dc/sc.
- Round 26:** *9 dc/sc, 2 dc/sc in the next stitch, repeat from* 2 times.
- Round 27 and 28:** 33 dc/sc.
- Round 29:** *10 dc/sc, 2 dc/sc in the next stitch, repeat from* 2 times.

- Round 30 and 31:** 36 dc/sc.
- Round 32:** *11 dc/sc, 2 dc/sc in the next stitch, repeat from* 2 times.
- Round 33 and 34:** 39 dc/sc.
- Round 35:** *12 dc/sc, 2 dc/sc in the next stitch, repeat from* 2 times.
- Round 36 and 37:** 42 dc/sc.
- Round 38:** *13 dc/sc, 2 dc/sc in the next stitch, repeat from* 2 times.
- Round 39 and 40:** 45 dc/sc.
- Round 41:** *14 dc/sc, 2 dc/sc in the next stitch, repeat from* 2 times.
- Round 42 and 43:** 48 dc/sc.
- Round 44:** *15 dc/sc, 2 dc/sc in the next stitch, repeat from* 2 times.
- Round 45 and 46:** 51 dc/sc.
- Round 47:** *16 dc/sc, 2 dc/sc in the next stitch, repeat from* 2 times.
- Round 48 and 49:** 54 dc/sc.
- Round 50:** *17 dc/sc, 2 dc/sc in the next stitch, repeat from* 2 times.
- Round 51 and 52:** 57 dc/sc.
- Round 53:** *18 dc/sc, 2 dc/sc in the next stitch, repeat from* 2 times.
- Round 54 and 55:** 60 dc/sc.
- Round 56:** *19 dc/sc, 2 dc/sc in the next stitch, repeat from* 2 times.
- Round 57 and 58:** 63 dc/sc.
- Round 59:** *20 dc/sc, 2 dc/sc in the next stitch, repeat from* 2 times.
- Round 60 and 61:** 66 dc/sc.

Keep stuffing with absorbent cotton, then make decreasing of dc/sc. Work: *1 dc/sc decrease (insert hook into stitch, insert hook into next stitch, yarn over and draw through all loops), repeate from * to end.

Branches

Work begining with a chain foundation of 10 chains. Make 1 sl.st in 2nd ch from hook, * 1 sl.st. in next stitch, repeate from* to end of row, then make chain foundation for next branch following detail diagram.



- - **chain** (ch)
- ∩ - **slip stitch** (sl.st)
- X - **double crochet / single crochet** (dc / sc)
- ⌘ - **3 double crochet decrease/ 3 single crochet decrease** (insert hook into stitch, insert hook into next stitch, insert hook into next stitch one more time, yarn over and draw through all loops).

Sew together beginning of branches and top of christmas tree steam, then blow upon branches round the steam (see pic. 1 and 2).

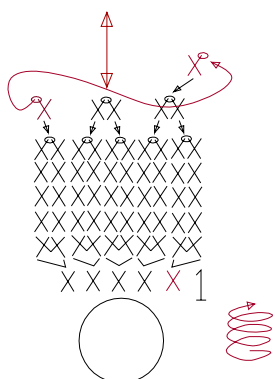


Pic.1



Pic.2

Crochet: 1 christmas star, 4 red and 4 cream bolls, 4 blue lighth and 4 blue dark christmas toy, then sew it to christmas tree.



Christmas boll

Work beginning with a ring of yarn. Work circularly like spiral.

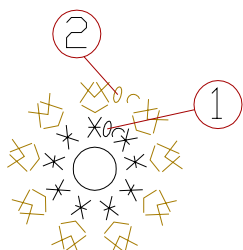
Round 1: 5 dc / sc in ring of yarn.

Round 2: *2 dc /sc in single stitch of previous round (increasing)*, repeat from * 4 times.


Round 3,4,5: 10 dc / sc.

Round 6,7,8: *1 dc / sc decrease*, repeate from* to end.

Christmas toy



Christmas star



× - **Triple double crochet / Double single crochet.** Insert the hook into the stitch (or into the space of chains), yarn over hook and draw through a loop,(2 loops on hook), yarn over hook, insert the hook into the same space, yarn over hook and draw through a loop, (4 loops on hook), yarn over hook and draw through 4 loops (1 loop remains on hook).