



○ - **chain** (ch)

⤿ - **slip stitch** (sl.st)

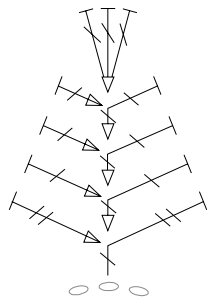
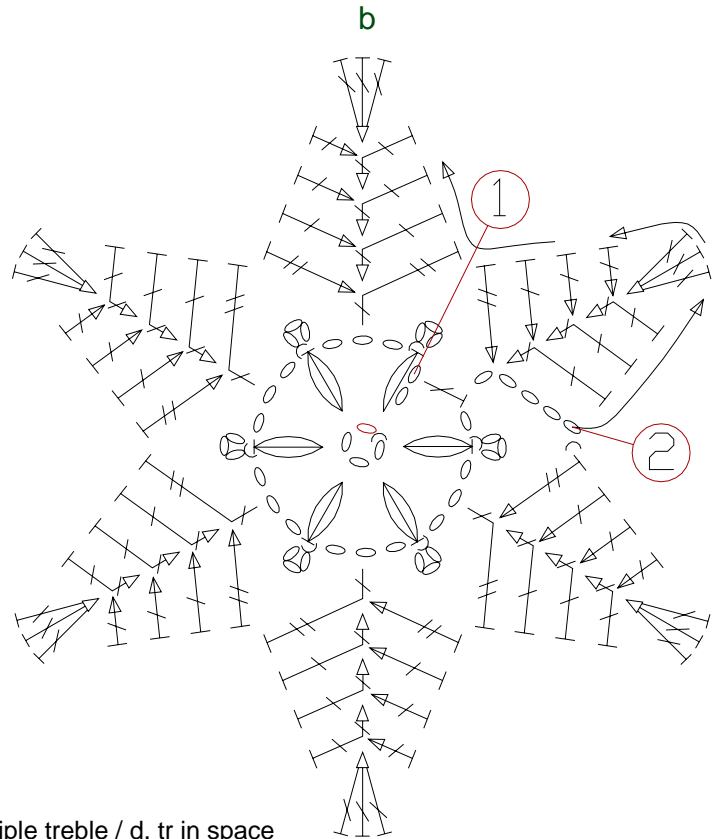
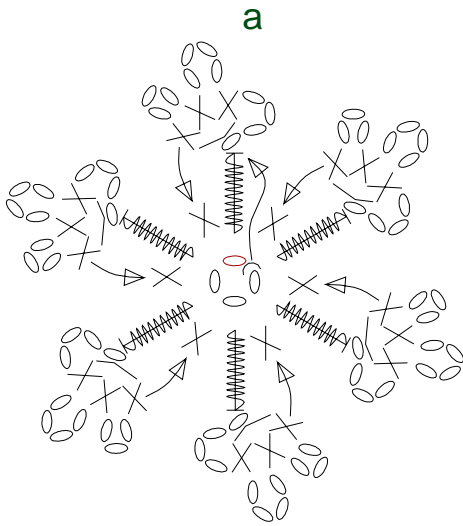
✕ - **double crochet /
single crochet** (dc / sc)

⤿ - **treble / double
crochet** (tr / dc)

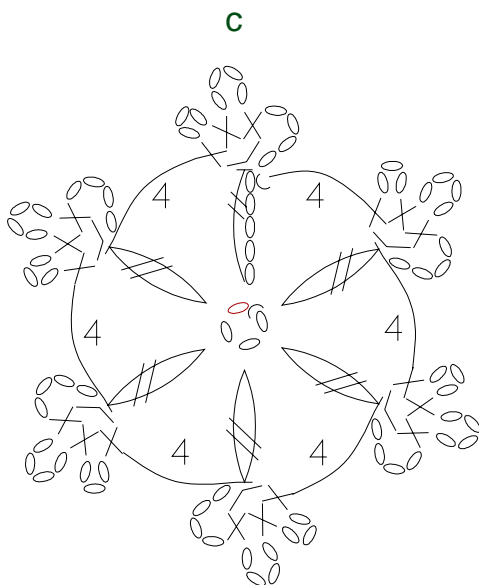
⤿ - **double treble / treble**
(d.tr / tr)

⊙ - **picot** of 3 chain (picot)

⤿ - **Bullion stitch.** Yarn over hook 10 times,
hook insert into stitch, yarn over hook and
draw loop through, yarn over hook and draw
through all loops on hook, finish by working a
chain.



Work: 1 triple treble / d. tr in space of 3 ch below, *1 d.tr / tr in the lower part of previous stitch, repeat from * 2 times, 4 tr / dc in the lower part of previous stitch, 1 tr / dc in the lower part of 2nd d.tr / tr, 1 tr / dc in the lower part of 3th d.tr / tr, 1 d.tr / tr in the lower part of triple treble / d.tr.

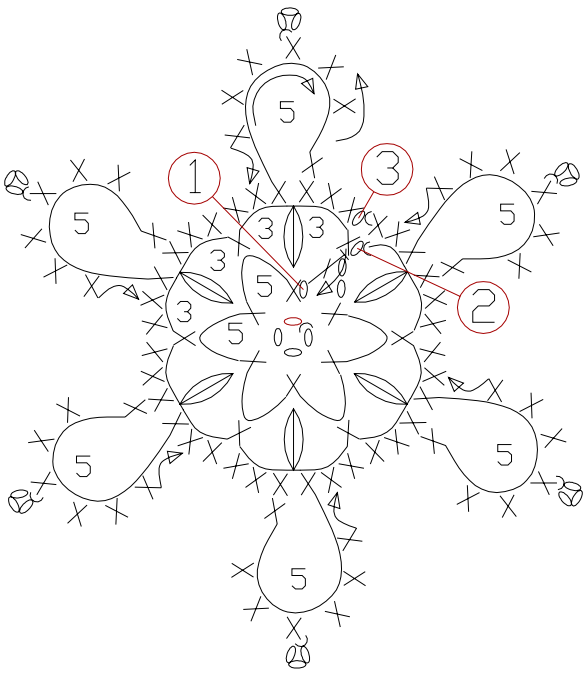


For snowflake work motif A, then sew it together.


Motif A



d

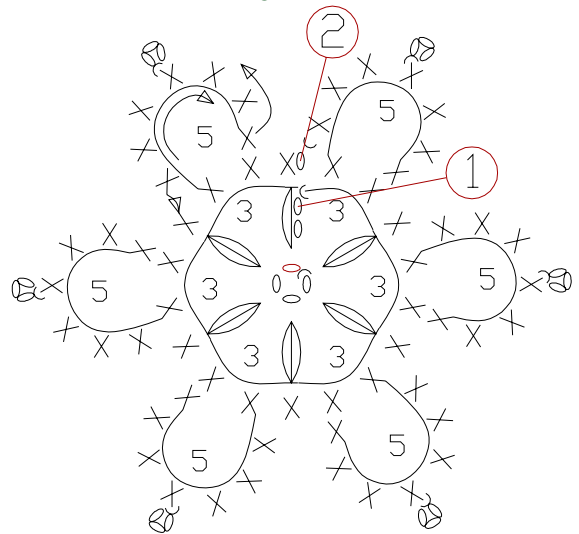


Work: 3 dc / sc in space of 3 ch, and 1 dc / sc in next space, turn. 5 ch and 1 dc / sc in next stitch, turn. 3 dc / sc in space of 5 ch, 1 picot, 3 dc / sc in the same space and 2 dc / sc in next in space of 3 ch.

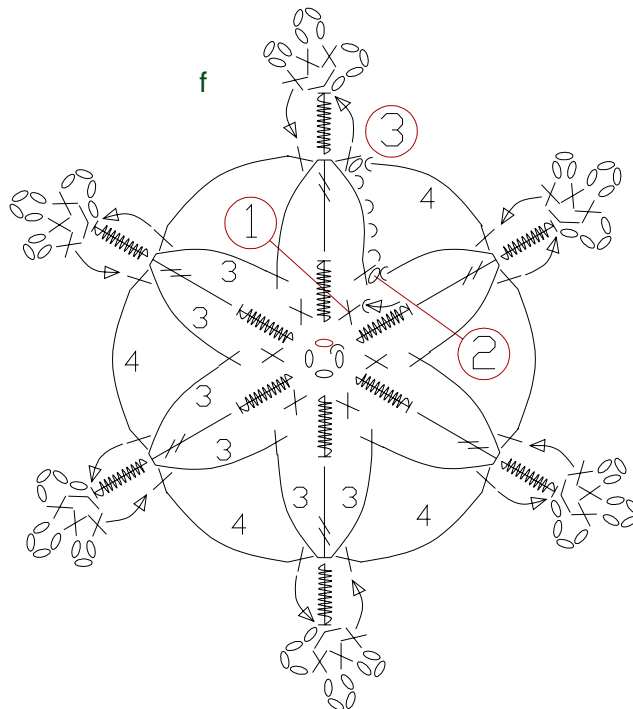



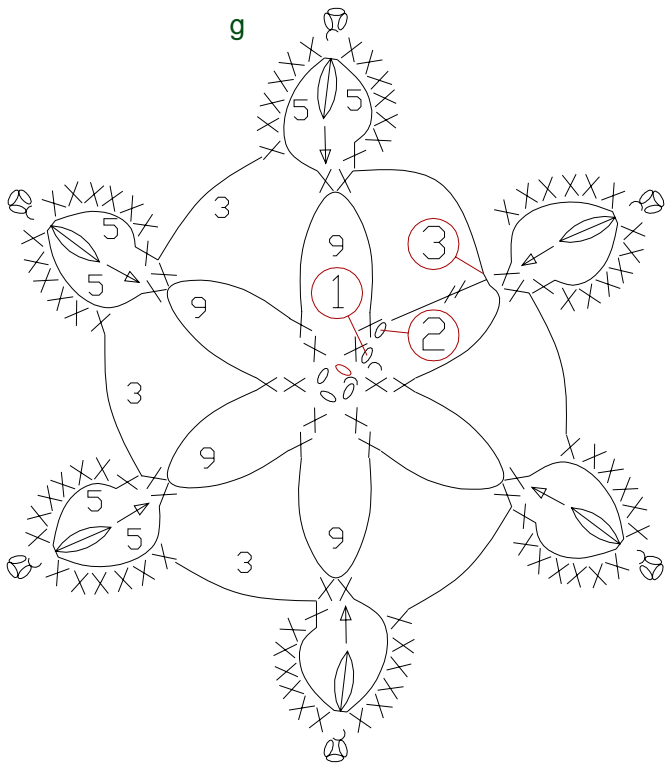
Work: 1 dc / sc in puff stitch of previous round, 2 dc / sc in space of 3 ch, turn. 5 ch and 1 dc / sc in next stitch, turn. 3 dc / sc in space of 5 ch, 1 picot, 3 dc / sc in the same space and 1 dc / sc in puff stitch of previous round.

e

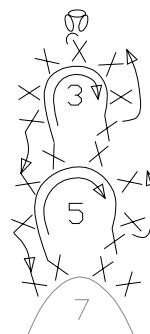
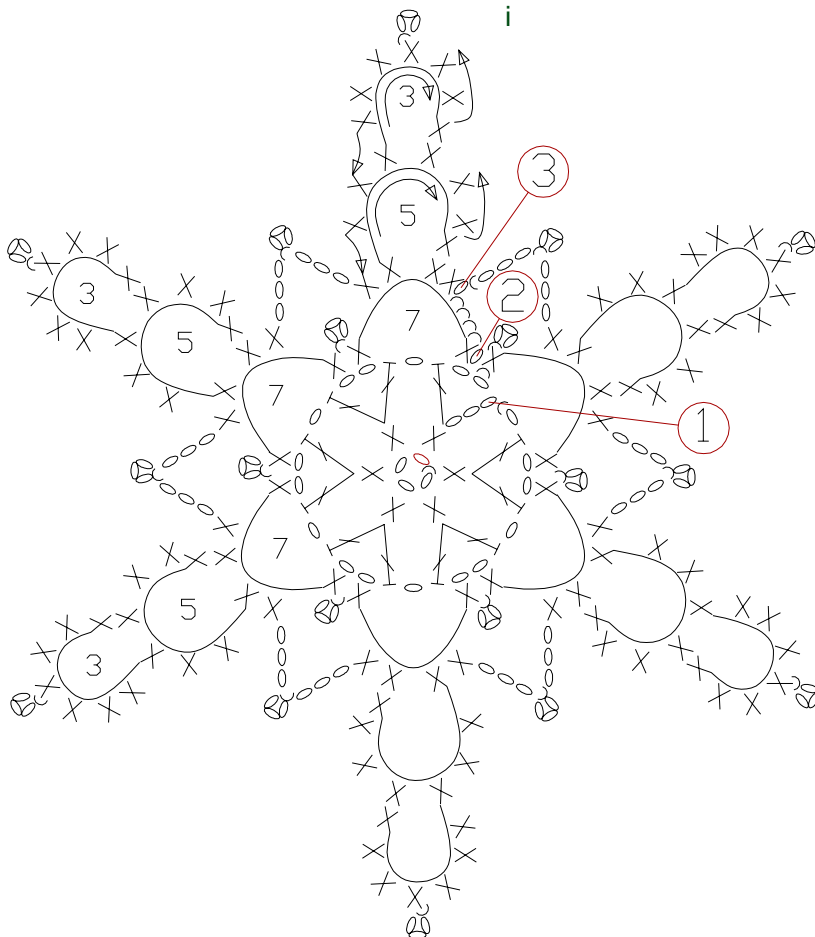
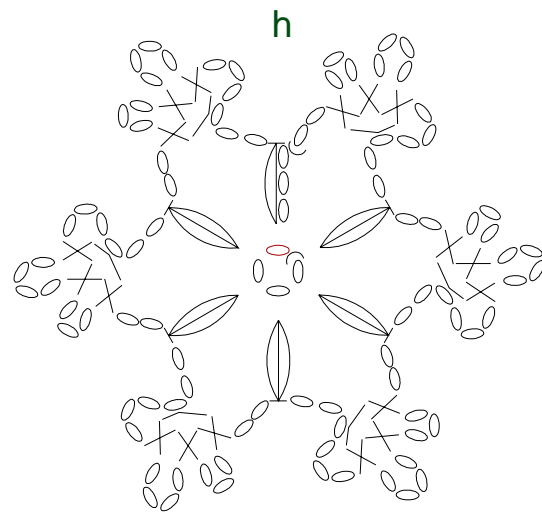


f



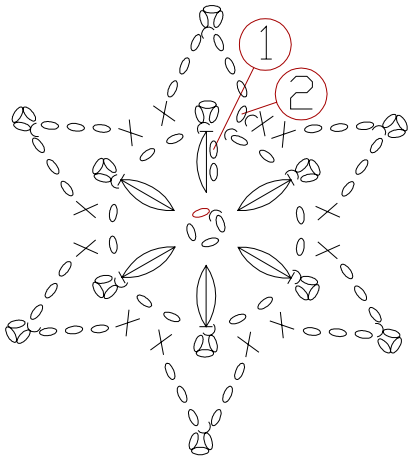


Work: 2 dc / sc in space of 9 ch, turn.
5 ch, 1 puff stitch in first dc / sc, 5 ch and 1 dc / sc in next stitch, turn.
6 dc / sc in the space of 5 ch, 1 picot, 6 dc / sc in the next space of 5 ch.



Work: 3 dc / sc in space of 7 ch, turn.
5 ch and 1 dc / sc in next stitch, turn.
4 dc / sc in space of 5 ch, turn.
3 ch and 1 dc / sc in next stitch, turn.
3 dc / sc in space of 3 ch, 1 picot, 3 dc / sc in the same space, 2 dc / sc in next in space of 5 ch and 1 dc / sc in next space of 7 ch.

k

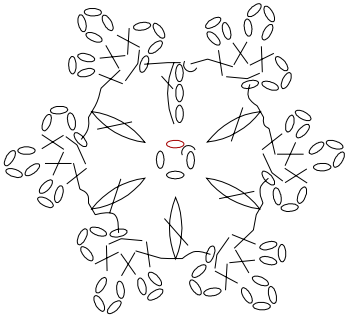


For snowflake work motif A, then sew it together.

Motif A



l



Work: 1 cluster of 2 treble / double crochet, 4 ch and 1 dc / sc in first ch from hook, 4 ch and 1dc / sc in the same ch, 3 ch and 1 dc / sc in the same ch.

m

